

Democracia Beta: Participación Política y Redes Sociales

Dr. Alejandro Pastrana Valls

Semana de la Estadística



Tecnológico
de Monterrey

Octubre 2016

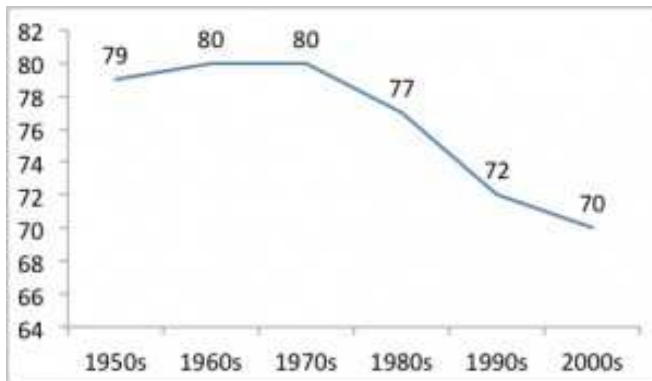
Contenido

- 1 Contacto
- 2 Introducción
- 3 Contexto Actual
- 4 Percepción de la Economía
- 5 Valores Políticos
- 6 Identificación Partidista
- 7 Redes Sociales
- 8 El poder de los jóvenes: 38 millones
- 9 Agradecimiento
- 10 Contacto

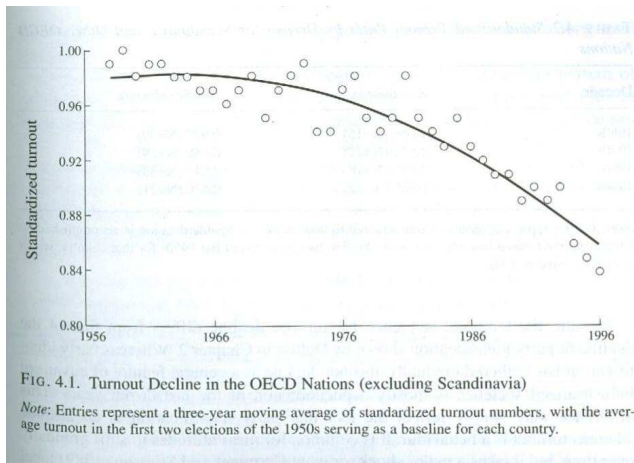
Social Network

-  Academia.edu
share research
Alejandro Pastrana Valls
-  Alejandro Pastrana Valls
-  Alejandro Pastrana Valls
-  Alejandro_PV
-  Alejandro_PV

18 Democracias más antiguas

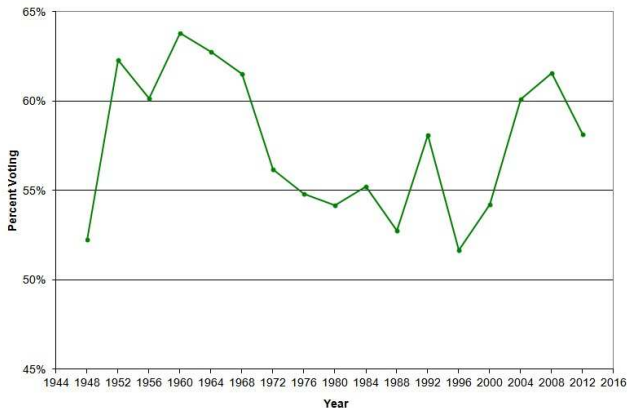


Democracias OECD

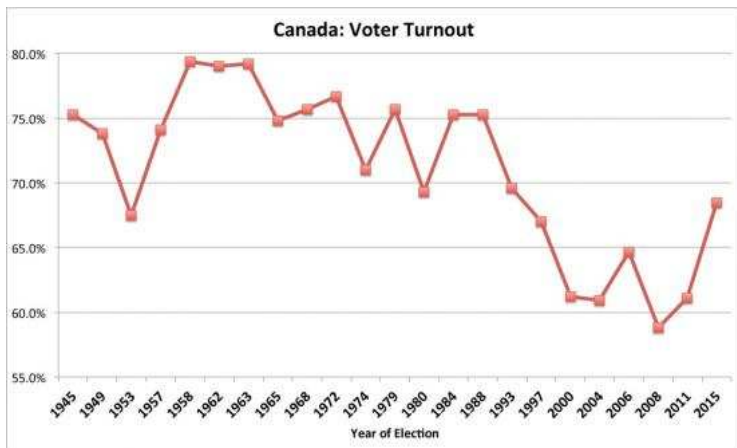


Estados Unidos

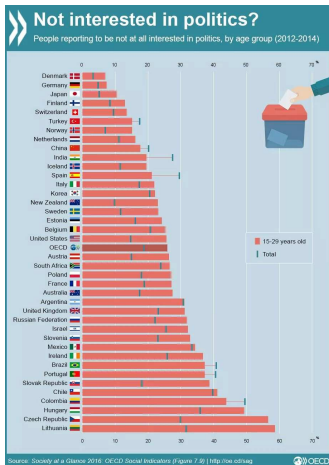
Presidential Turnout Rates 1948-2012



Canadá



Jóvenes

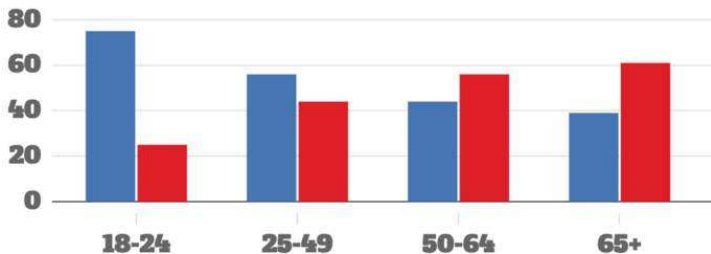


Brexit

Vote, by age group

■ **Remain** ■ **Leave**

100 per cent



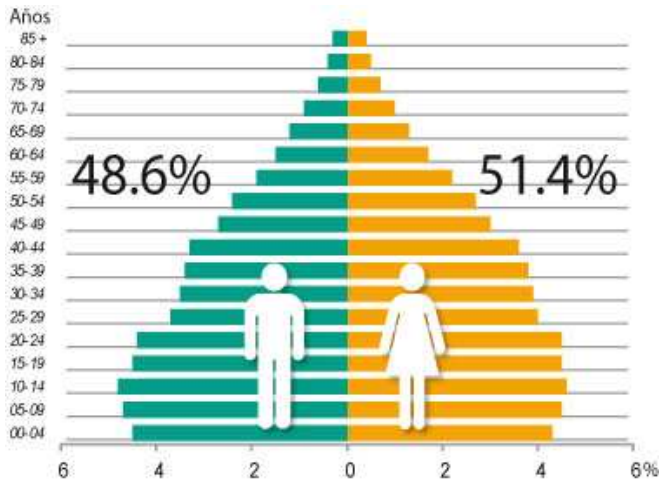
On the Day poll of 9,772 UK adults

Data: YouGov

Brexit Cartoon



México



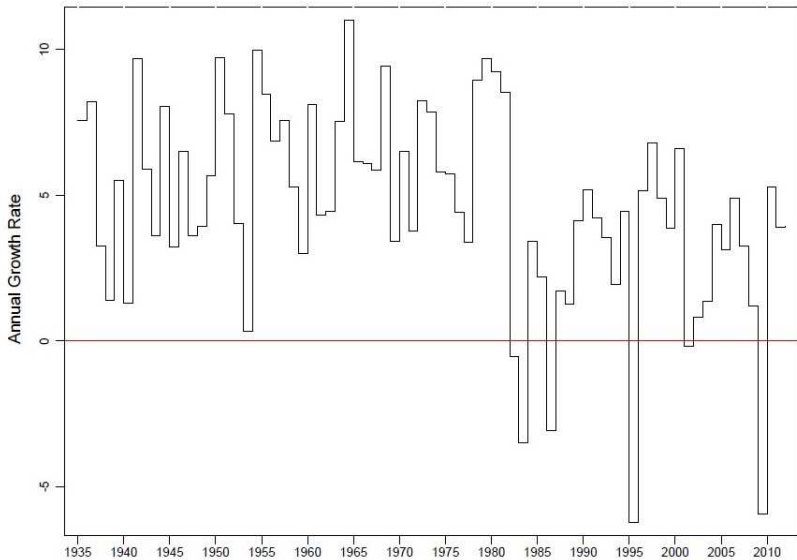
Jóvenes en México

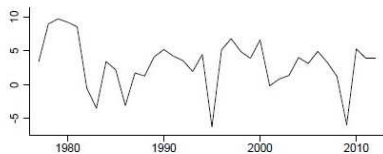
SEDESOL
SECRETARÍA DE
DESARROLLO SOCIAL



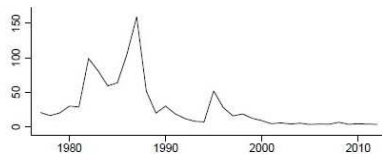
imjuve
Instituto Mexicano de la Juventud



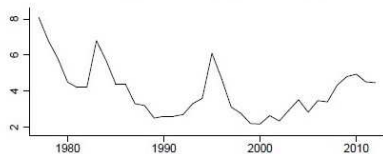




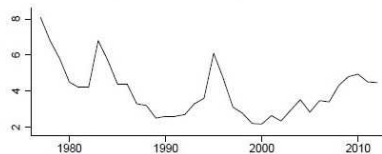
Gross Domestic Product, Annual Growth



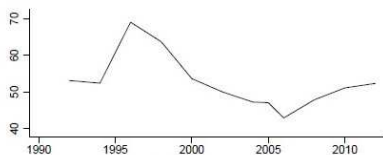
Inflation, Annual Growth Rate



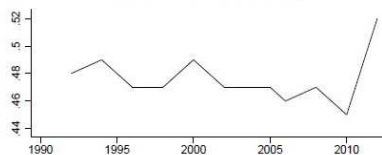
Unemployment, Annual Growth Rate



Exchange Rate (Peso-Dollar)



Poverty Rate



Gini Coefficient

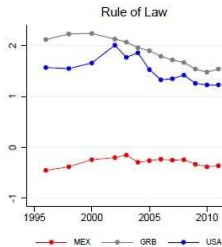
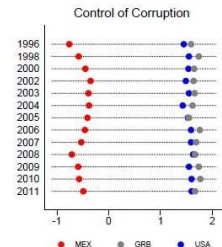
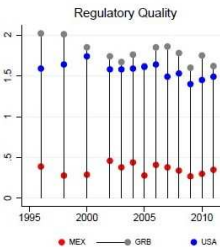
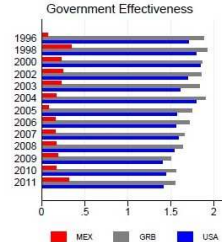
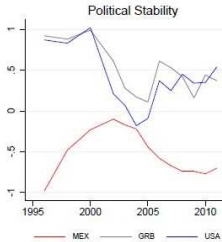
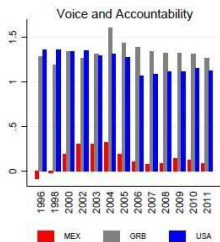
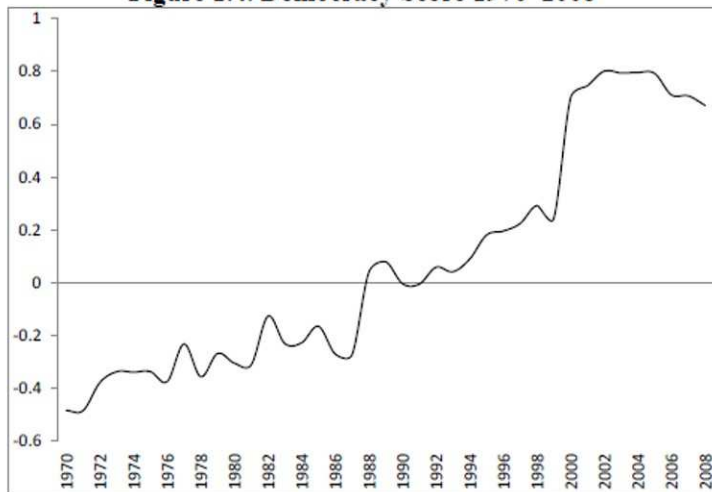
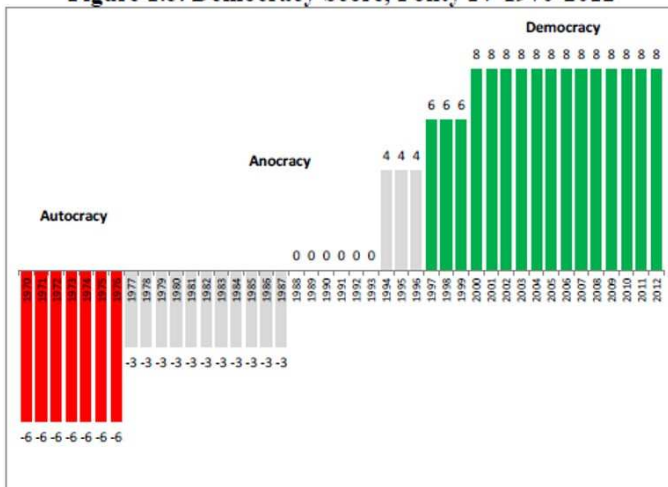


Figure 1.4. Democracy Score 1970–2008

Source: Unified Democracy Score

Figure 1.5. Democracy Score, Polity IV 1970-2012



Source: Polity IV

Federal Election Year	Number of Parties		Effective Number of		Fragmetation Index	
	Votes	Seats	Votes	Seats	Votes	Seats
1979	7	7	1.76	1.77	0.43	0.44
1982	8	6	1.94	1.72	0.48	0.42
1985	9	9	2.03	1.85	0.51	0.46
1988	8	6	3.16	3.04	0.68	0.67
1991	10	6	2.39	2.21	0.58	0.55
1994	9	4	2.85	2.29	0.65	0.56
1997	8	5	3.42	2.86	0.71	0.65
2000	11	8	3.00	2.55	0.67	0.61
2003	11	6	3.78	3.01	0.72	0.67
2006	8	8	3.60	2.76	0.72	0.64
2009	8	8	4.15	2.23	0.76	0.55
2012	7	7	4.72	2.90	0.79	0.65

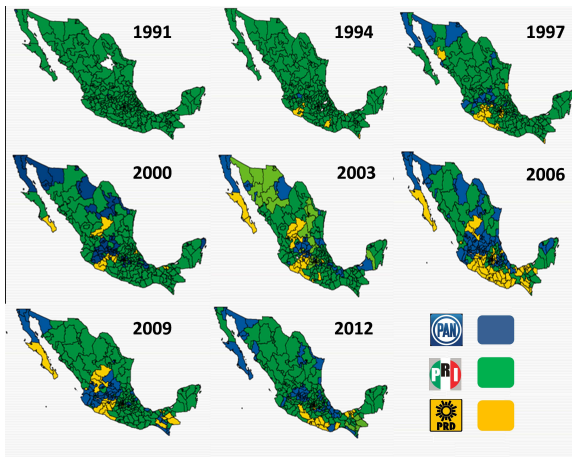
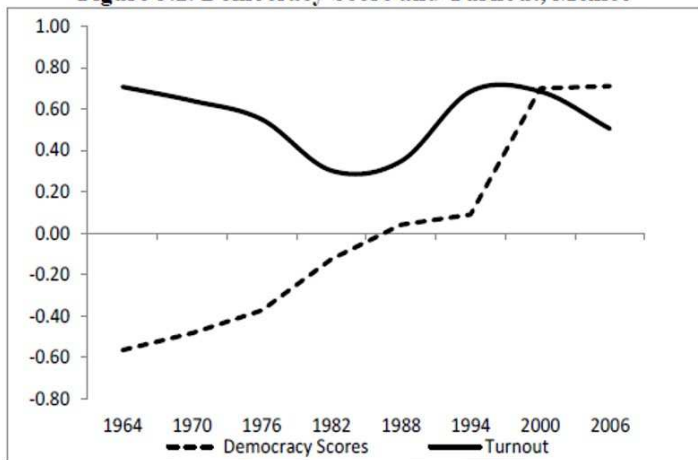
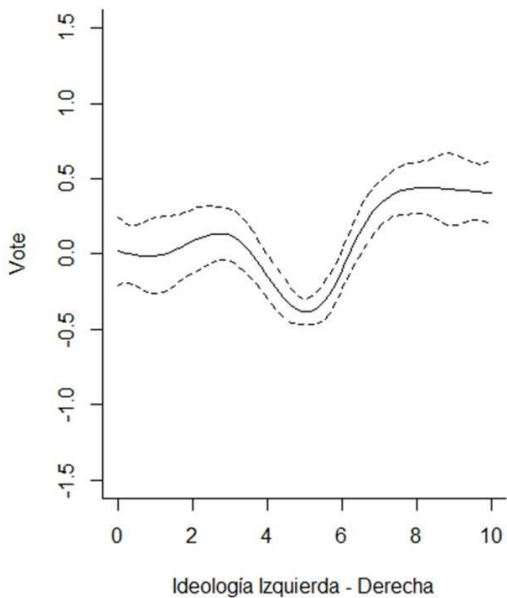
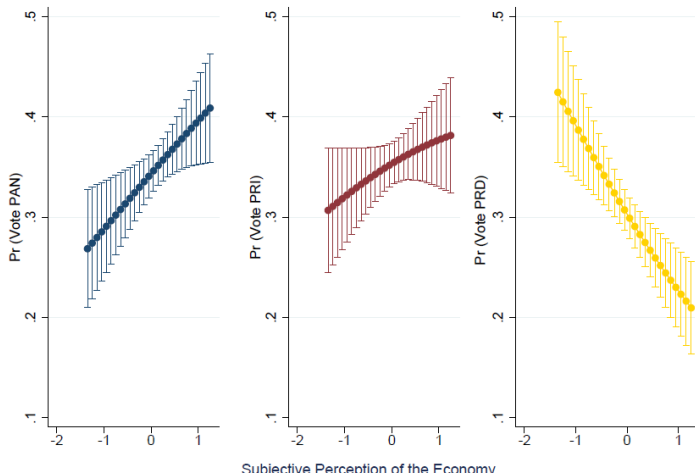


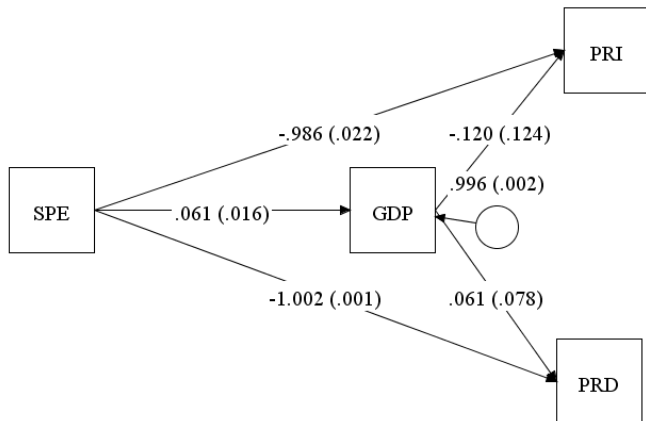
Figure 3.2. Democracy Score and Turnout, Mexico

Source: Unified Democracy Scores³⁶ & IFE

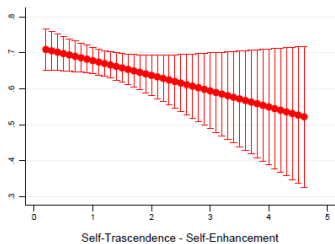
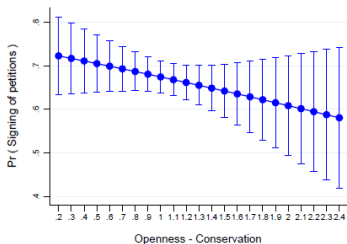
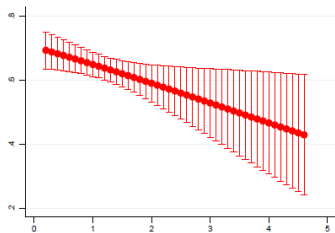
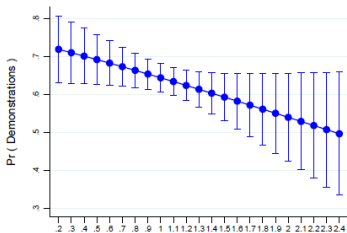


Predictive Margins with level(95)% CIs

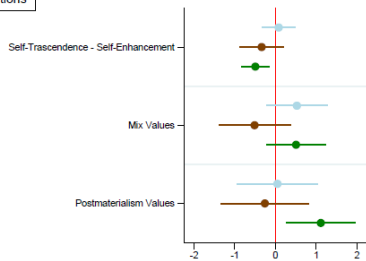
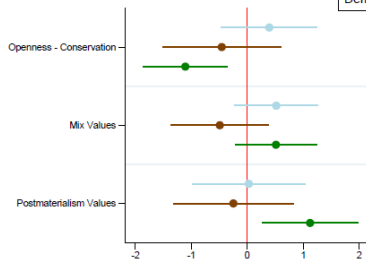




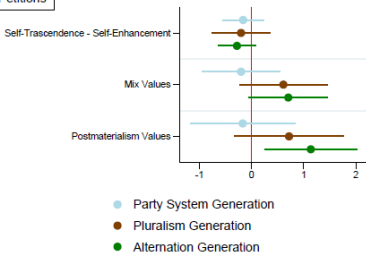
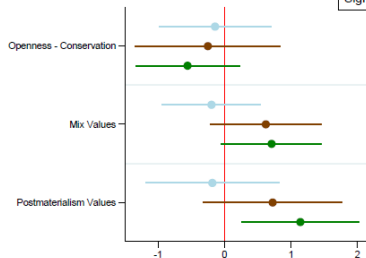
Modes of Participation	Dimension			
	Initiative	Scope	Conflict	Cooperation
Voting	Low	Collective	High	Low
Campaigning	Some	Collective	High	Some/High
Communal Activity	Some/High	Collective	Usually Low	High
Particularied Contact	High	Particular	Low	Low



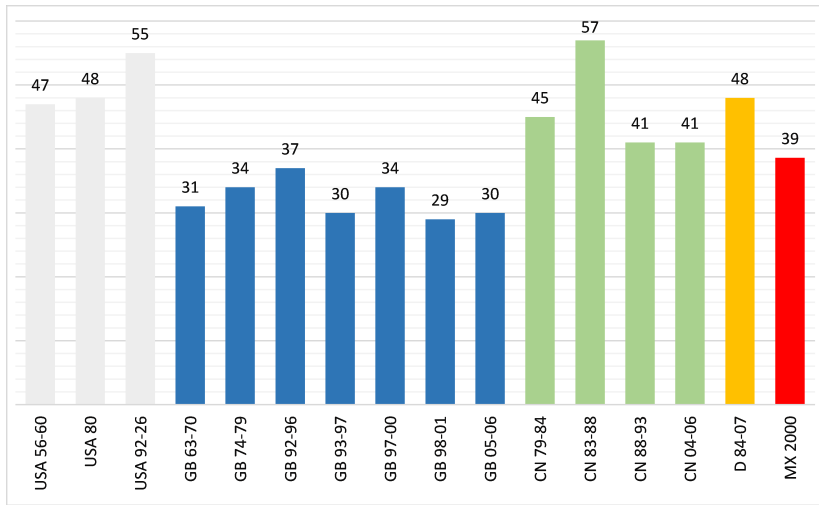
Demonstrations

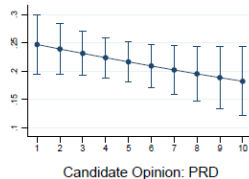
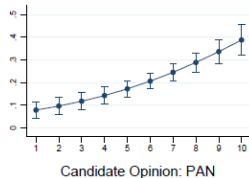
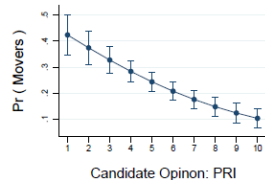
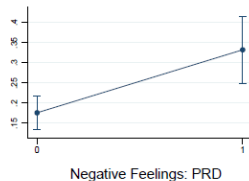
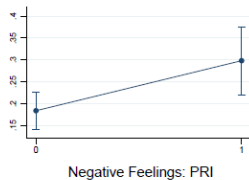
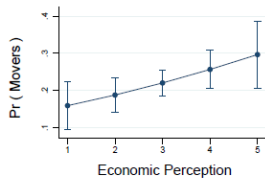
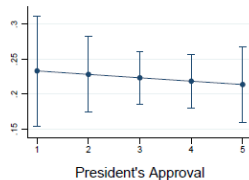
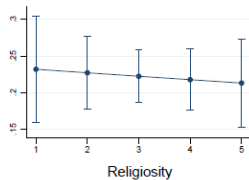
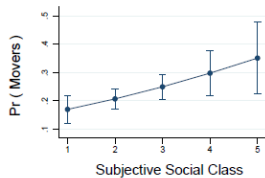


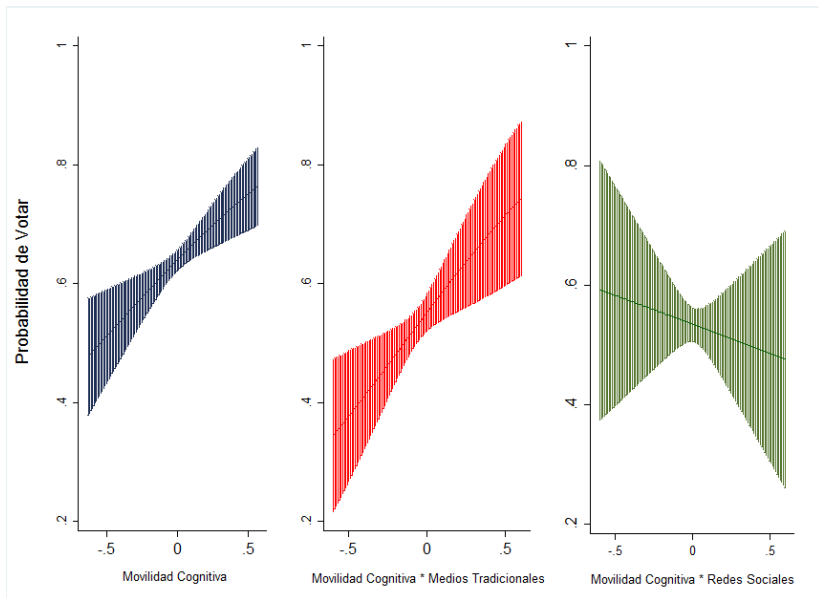
Signing of Petitions

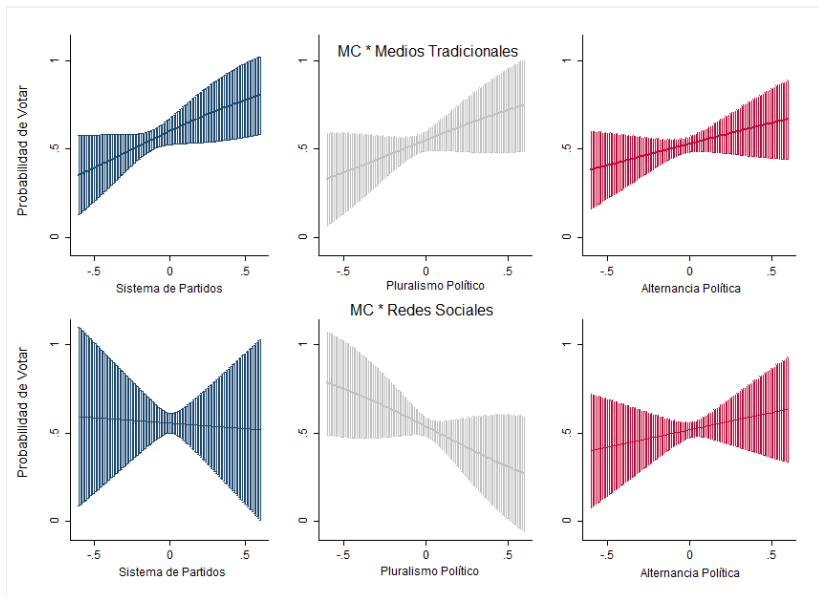


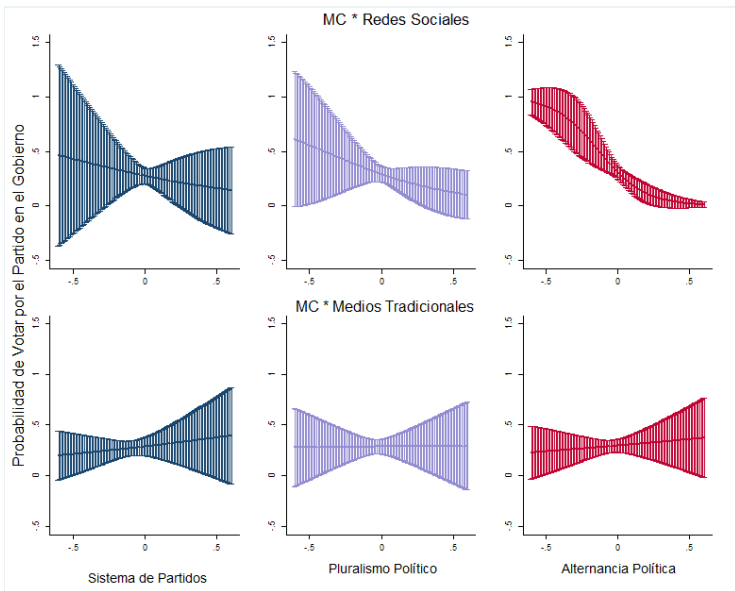
- Party System Generation
- Pluralism Generation
- Alternation Generation











- ¿Votar en línea? (Nativos Digitales) ¿Fraude?
- Voto obligatorio para los jóvenes - primeros votantes - ¿No liberal? ¿Impuestos?
- Incluir ninguna de las anteriores - como en los exámenes - ¿expresión de insatisfacción?
- Generar fuentes de información para diferenciar partidos...páginas web - ok apps.
- Políticos jóvenes

תודה
Dankie Gracias
Спасибо شكراً
Merci Takk
Köszönjük Terima kasih
Grazie Dziękujemy Děkojame
Ďakujeme Vielen Dank Paldies
Kiitos Täname teid 谢谢
Thank You Tak
感謝您 Obrigado Teşekkür Ederiz
감사합니다
Σας ευχαριστούμε ขอบคุณ
Bedankt Děkujeme vám
ありがとうございます
Tack

-  Academia.edu
share research
Alejandro Pastrana Valls
-  Alejandro Pastrana Valls
-  Alejandro Pastrana Valls
-  Alejandro_PV
-  Alejandro_PV